








LEGEND	
	SINGLE FAMILY HOMES
	MULTIFAMILY BUILDING
	CONDOMINIUM HOMES
	TOWNHOUSES
	CHURCH BUILDING
	SCHOOL BUILDING
	COMMERCIAL BUILDING

NOTE :
 BUILDING TYPES, DIMENSIONS, AND PLACEMENTS
 ARE EXAMPLES ONLY, AND THE BUILDINGS BUILT
 WITHIN THE PLAT MAY VARY FROM ILLUSTRATIONS.

PROVIDENCE • GENERAL DEVELOPMENT PLAN

Sun Prairie, Wisconsin

DEVELOPER
 WILSHIRE DEVELOPMENT II, LLC.
 6040 N. 22nd PLACE
 PHOENIX, AZ. 85016

PROJECT ENGINEER
 D'ONOFRIO & KOTZKE, INC.
 7530 WESTWARD WAY
 MADISON, WI. 53717

LAND PLANNER


LAND VISION, INC.
 116 WEST MAIN STREET, SUITE 208
 ST. CHARLES, IL 60174
 (630) 584-0591 FAX: (630) 584-0592

SHEET 1 OF 1
 MAY 1, 2002
 DRAWING NUMBER: 100000000
 COPYRIGHT © 2002 BY LAND VISION, INC.

Approved: May 21, 2002
 Amendments Approved: August 20, 2002
 Revised Per Conditions of Approval: November 1, 2002